



# HI-TEC 2019 ATD/ATE Special Interest Group

Hyatt\_Meetings  
hitec19

# Welcome!

**Ryan Kelsey**  
Chief Strategy and Innovation Officer  
Achieving the Dream



# Goals of this SIG

- \* Learn about NSF's ATE Program
- \* Consider how ATE resources can support your work
- \* Create collaborations between ATE and ATD
- \* Make the most of HI-TEC

# Overview of Agenda

## \* Sessions

- \* Overview of ATE
- \* Strengthening Industry Partnerships and Diversity
  - \* Break
- \* Utilizing ATE Resources
- \* Negotiating HI-TEC

## \* Wrap Up

# Introductions

- \* You've got 15 seconds – tell us:
  - \* Your name
  - \* Your institution
  - \* What you'd like to take away from today's SIG and/or HI-TEC



# Write Down Some Take-Aways

## **What do you hope to take away from this SIG?**

- \* Learn more about ATE as a funding stream
- \* Begin to consider which program at my institution might be a good fit for ATE
- \* Your ideas!!

## **What do you hope to take away from HI-TEC?**

- \* Find new collaborators
- \* Learn new recruiting strategies
- \* Your ideas!!

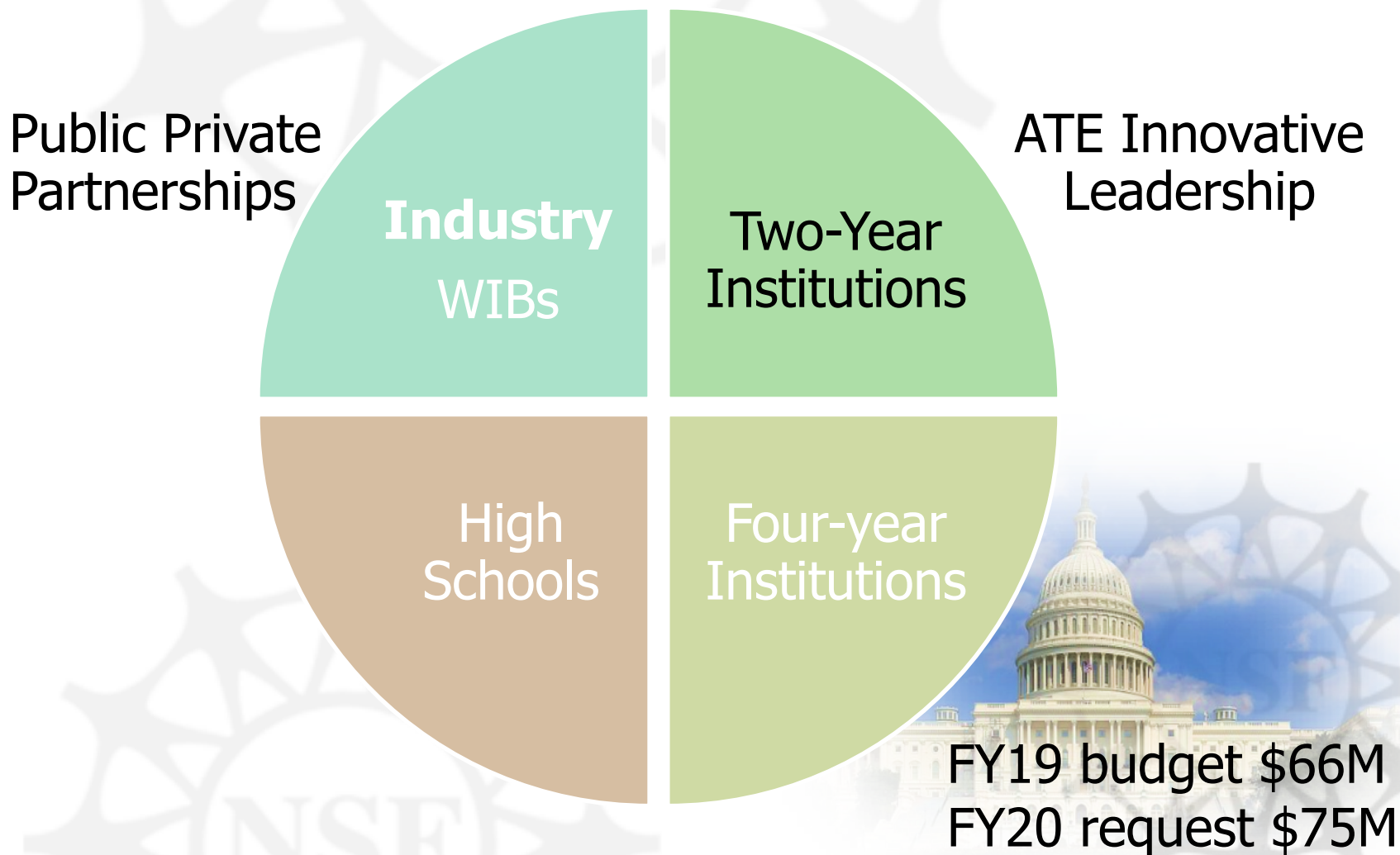
# Session 1: Overview of ATE

As you learn more about the ATE program and the program solicitation – begin to jot down ideas about how you and your institution might benefit.

- \* Are there STEM programs on your campus that might be potential candidates for funding?
- \* Which educational and industry partners might make good collaborators?
- \* Are there next steps or questions you have? Note them in the third column.

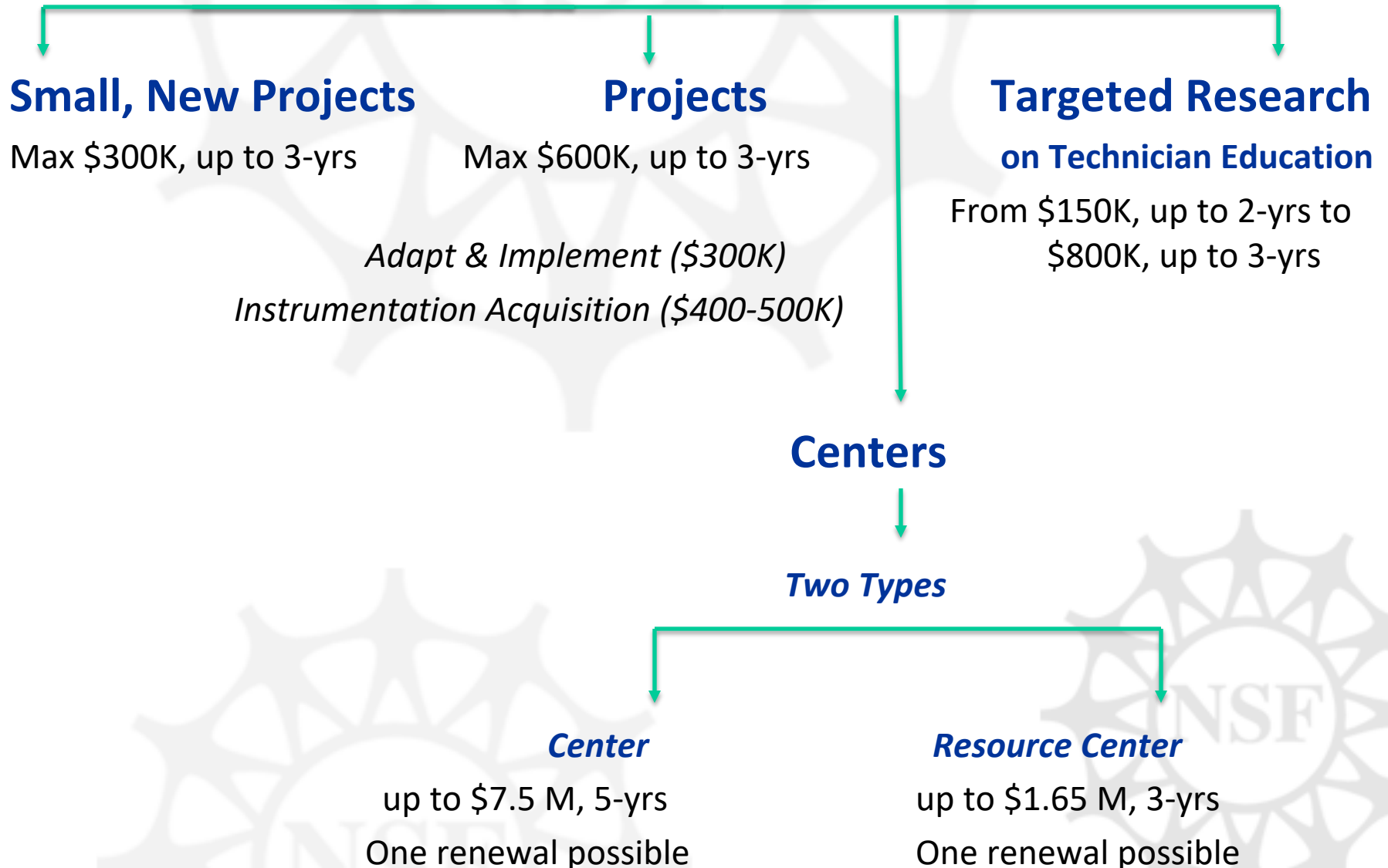
# ATE: Workforce Readiness

Innovative strategies growing a Skilled Technical Workforce.





# ATE 18-571: Four Program Tracks



# ATE 18-571

## Advanced Technological Education (ATE)

---

### PROGRAM SOLICITATION NSF 18-571

---

### REPLACES DOCUMENT(S): NSF 17-568

---



National Science Foundation  
Directorate for Education & Human Resources  
Division of Undergraduate Education  
Research on Learning in Formal and Informal Settings

#### Full Proposal Deadline(s) (due by 5 p.m. submitter's local time):

October 15, 2018  
October 03, 2019  
October 01, 2020

### IMPORTANT INFORMATION AND REVISION NOTES

Additional information has been added to the ATE Centers Track. The maximum budget for a center proposal is \$7.5 million over five years, with the possibility of one renewal. A center may then transition to a resource center, and the maximum budget is \$1.65 million over three years, with the possibility of one renewal.

The Small Projects New to ATE are now a fourth track within the ATE program, and the maximum budget is \$300,000 over three years.

Developers are strongly encouraged to use an open licensing approach for any new learning materials and computer software source code when these materials are developed as a component of the proposed project (see text under "Reporting Requirements").

Any proposal submitted in response to this solicitation should be submitted in accordance with the revised *NSF Proposal & Award Policies & Procedures Guide (PAPPG)* (NSF 18-1), which is effective for proposals submitted, or due, on or after January 29, 2018.

### SUMMARY OF PROGRAM REQUIREMENTS

---

#### General Information

---

##### Program Title:

Advanced Technological Education (ATE)

##### Synopsis of Program:

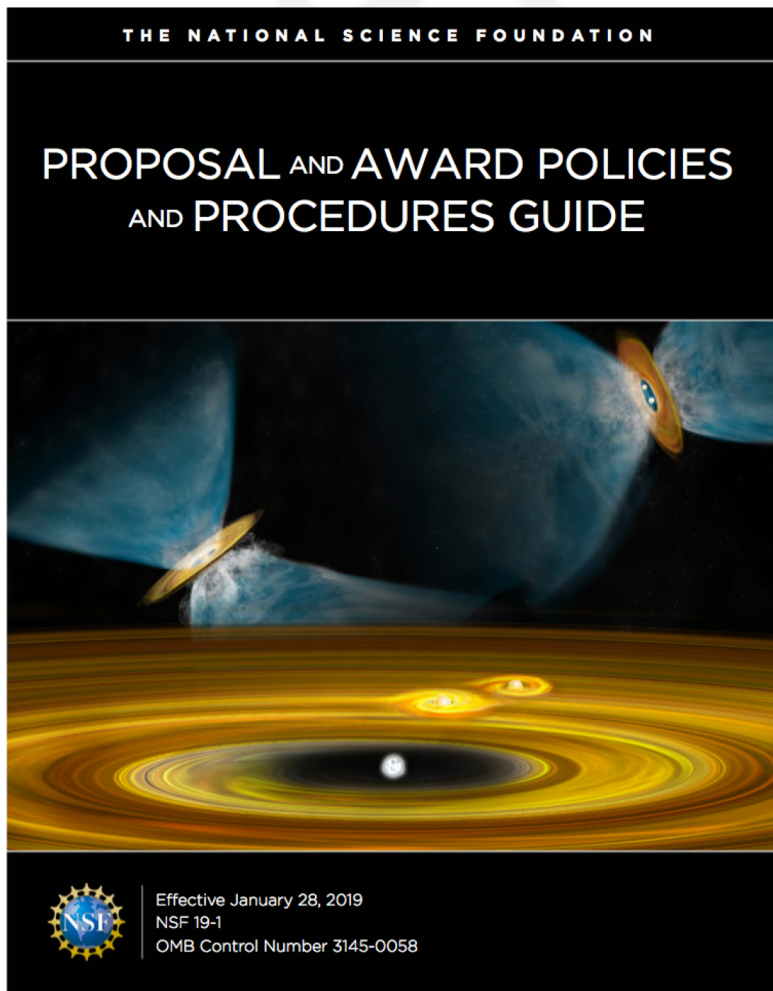
With an emphasis on two-year institutions of Higher Education (IHEs), the Advanced Technological Education (ATE) program focuses on the education of technicians for the high-technology fields that drive our nation's economy. The program involves partnerships between academic institutions (grades 7-12, IHEs) and industry to promote improvement in the education of science and engineering technicians at the undergraduate and secondary institution school levels. The ATE program supports curriculum development; professional development of college faculty and secondary school teachers; career pathways; and other activities. The program invites research proposals that advance the knowledge base related to technician education. It is expected that projects will be faculty driven and that courses and programs credit bearing, although materials developed may also be used for incumbent worker education.

The ATE program encourages partnerships with other entities that may impact technician education. For example, with:

- the National Institute of Standards and Technology (NIST) Manufacturing Extension Partnerships (MEPs) (<https://www.nist.gov/mep>) as applicable to support technician education programs and the industries they serve;
- Manufacturing USA Institutes (<https://manufacturing.gov>) and Investing in Manufacturing Communities of Practice (IMCPs) (<https://www.eda.gov/imcp>) addressing workforce development issues (also see DCL NSF

# Proposal and Award Policies & Procedures Guide PAPPG 19-1

## Part I: Grant Proposal Guide (GPG) and Part II: Award & Administration Guide (AAG)



### Grant Proposal Guide (GPG)

Chapter I: Pre-submission Information

Chapter II: Proposal Preparation Instructions

Chapter III: NSF Proposal Processing and Review

Chapter IV: Non-Award Decisions and Transactions

Chapter V: Renewal Proposals

### Award & Administration Guide (AAG)

Chapter I: NSF Awards

Chapter II: Grant Administration

Chapter III: Financial Requirements and Payments

Chapter IV: Grantee Standards

Chapter V: Allowability of Costs

Chapter VI: Other Post Award Requirements

Chapter VII: Grant Admin. Disputes and Misconduct

# Tips on Proposal Preparation

- Read the solicitation (carefully)
- Read the PAPPG (carefully)
- Find out what has already been funded in your area
  - [www.nsf.gov](http://www.nsf.gov) Award Search (ATE Program Element code: **7412**) and ATE Central (atecentral.net)
- Talk to a Program Officer, Mentor Connect ([www.mentor-connect.org](http://www.mentor-connect.org)), or current ATE PI
- Send a Program Officer a 1-2-pg project synopsis for comments and suggestions
- If you decide to use grants.gov (suggest using FastLane) go to: [https://www.nsf.gov/publications/pub\\_summ.jsp?ods\\_key=grantsgovguide0117](https://www.nsf.gov/publications/pub_summ.jsp?ods_key=grantsgovguide0117)
- Check everything you upload!!!

# What works?

- Describe a need.
- Provide a detailed plan for how you will address the need.
  - Include the evidence base for your plan.
- Include project personnel with the appropriate expertise to carry out the project.
- Provide an evaluation and assessment plan that allows you to know how successful the project might be.
  - What evidence have you generated and how has it been analyzed?
- Describe how you will disseminate the results and outcomes of the project
  - Inform the community of the knowledge gained. (Accountability and transparency)





# Questions?

**V. Celeste Carter, ATE Lead Program Director**

**[vccarter@nsf.gov](mailto:vccarter@nsf.gov)**

# Session 2: Strengthening Industry Partnerships & Diversity

As you listen to the panelists – make note of any questions you have so you can ask them during the session.

- \* Consider your own programs and how the information panelists are sharing relates to your own work OR to your potential idea for an ATE proposal.
- \* Keep track of the most useful information you learn during the panel session in the second column.
- \* Write down any follow up steps or other notes in the third column.

# Session 2: Panelists



Donna Lange  
PI, DeafTEC  
Rochester Institute of Technology



Pamela Silvers  
PI, Skilled Workers Get Jobs  
Asheville-Buncombe Technical Community College



Scot McLemore  
Manager of Talent Acquisition  
Honda North America



Thomas Tubon  
PI, National Coordination Network for Cell and Tissue  
Manufacturing  
Madison College



Time for a ...



# Session 3: Utilizing ATE Resources

During this segment, consider the ATE resources (including materials, projects, and services) discussed and how they might help your own programs OR your potential ATE proposal.

- \* Note the specific ATE resources you are interested in following up with in the first column and a note or two about why they might be valuable.
- \* Now that you are becoming more familiar with ATE you may have specific questions – jot them down in the second column and if there is time ask them during the session. If not, stop by booth 404 to talk to ATE Central staff or find others in the ATE community to chat with during the conference.
- \* Finally, make any other notes or next steps in the third column.

# Ways to Get Involved with ATE!

- ❖ Explore ATE program & community sites/resources
- ❖ Connect with the ATE grantees
- ❖ Read the ATE RFP
- ❖ Adopt/adapt materials & best practice from ATE
- ❖ Review grants for NSF
- ❖ Apply for an ATE grant

# ATE Sites & Resources

- ❖ **Mentor Connect**
- ❖ **MentorLinks**
- ❖ **EvaluATE**
- ❖ **ATE Central**
- ❖ **ATE Impacts book and blog**
- ❖ **ATE PI Conference**
- ❖ **ATE Centers**
- ❖ **AccessATE**
- ❖ **TeachingTechnicians**
- ❖ **Working Partners**

# Sessions 4 & 5: Negotiating the HI-TEC Conference & Wrap Up

In this final session, we'll go through the HI-TEC program and consider which sessions to attend and which exhibitors that you'd like to connect with throughout the conference. You can also utilize the mobile program/app.

Now's a good time to ask any final questions or note any next steps in your workbook.

# How did we do?

- \* We want to hear from you about today's SIG!
- \* You'll get a **link to the survey** from Michael Lesiecki, by email on **Monday July 29** right after the conference. It will only take about 5 minutes.
- \* **Show of hands:** Can you commit to completing it that day?

# Thank You - Let's Stay in Touch!

- \* Visit the SIG website – you'll find copies of everything there.
- \* Ready to write an ATE proposal? Reach out and get support from the ATE community and NSF.
- \* Keep an eye out for emails from us after HI-TEC – we want to hear from you.
- \* Dream 2020 – we hope to be joining you in National Harbor in February.
- \* If you have questions come find Rachael, Mary (and maybe even Celeste) at the ATE Central booth #404.
- \* HAVE FUN AT HI-TEC!!!!