



Center for a
New American
Security

Veterans Employment & Economic Opportunity Issues

Phillip Carter

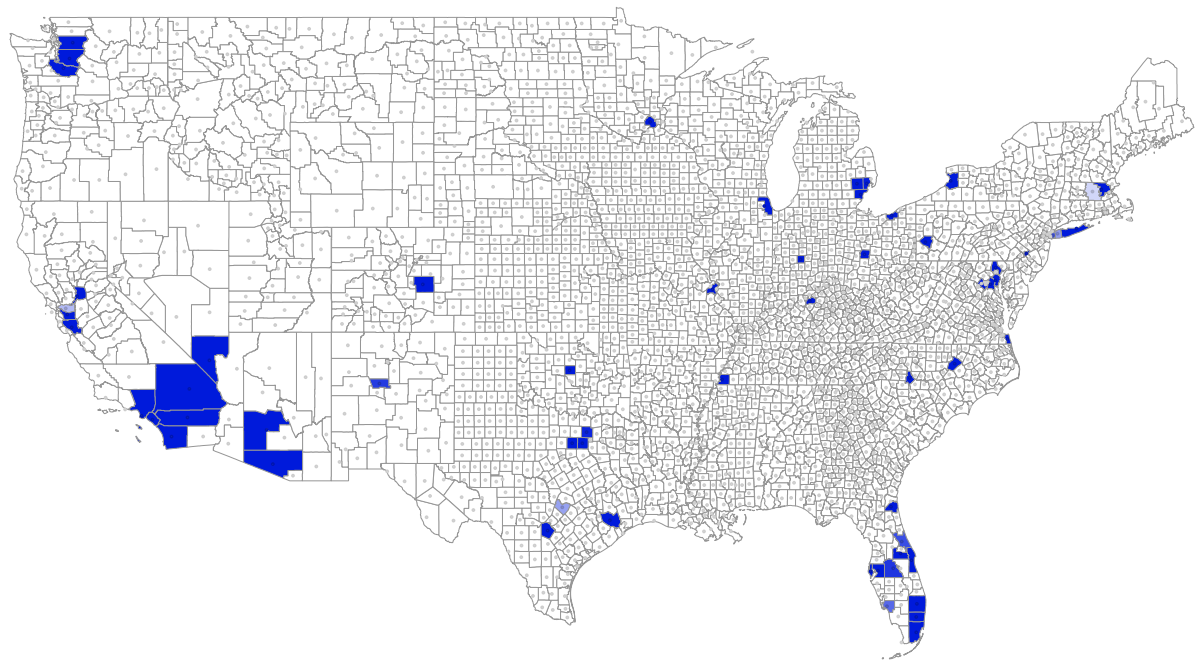
Center for a New American Security

September 10, 2015

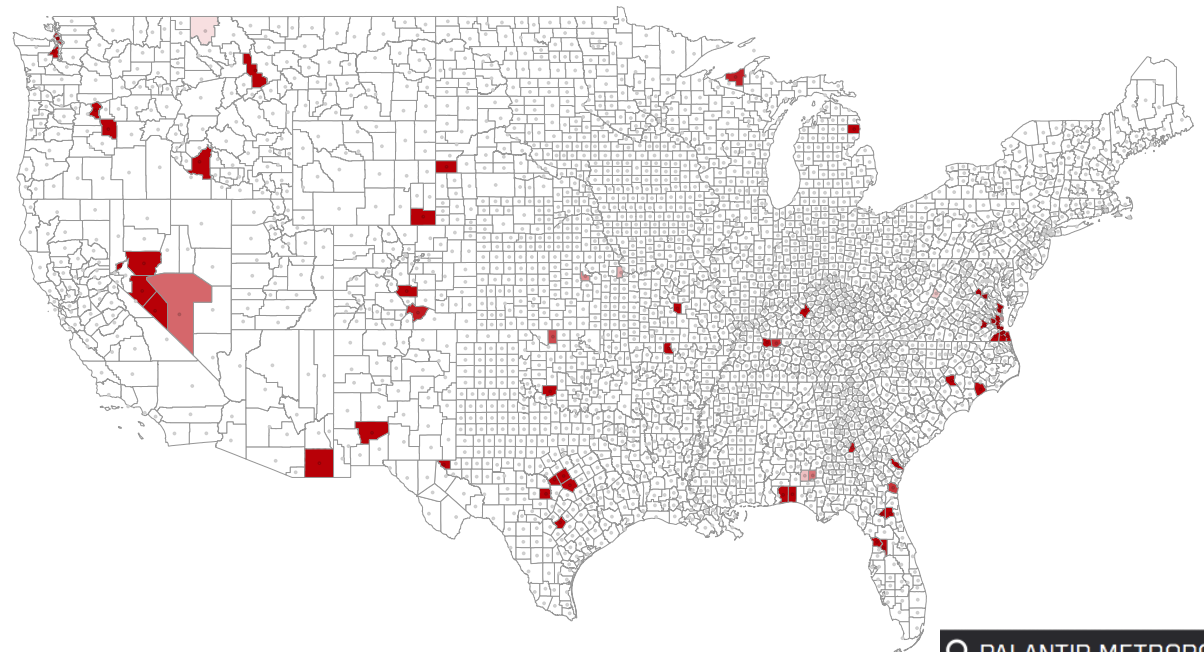
The Veteran & Military Community

	All Veterans	Active / Reserve	Post-9/11 Veterans
Total Number	1980: 28.5 million 2000: 26.4 million 2015: 22 million 2040: ~14 million	1.3m active component 1.96m AC dependents 1.1m select reserve 1.10m RC dependents	2.7 million deployed (CTS data as of Jul 2014)
Gender	92.7% male, 7.3% female	84% male, 16% female	88% male, 12% female
Age	Median age: 64	60.9% <30	62% < 30 at deployment
Race	White: 79%; Latino: 6.0%; African-American: 11.5%; Asian: 1.4%; Other: 2.1%	White (incl Latino): 71.9%; African-American: 16.2%; Asian: 3.5%; Other: 8.4%	White (incl Latino): 65.5%; African-American: 13.7%; Asian: 3.2%; Unk: 15.5%; Other: 2.1%
Marital Status	66.5% married (male); 47.3% married (female)	52.6% married	53% married at deployment
Education	65% have some college or college degree (or more)	99% HS diploma/GED; 78.6% HS diploma + some college; 19% college degree + higher	99% HS diploma/GED; 76.4% HS diploma + some college

50 Largest County Veterans Populations (Absolute)



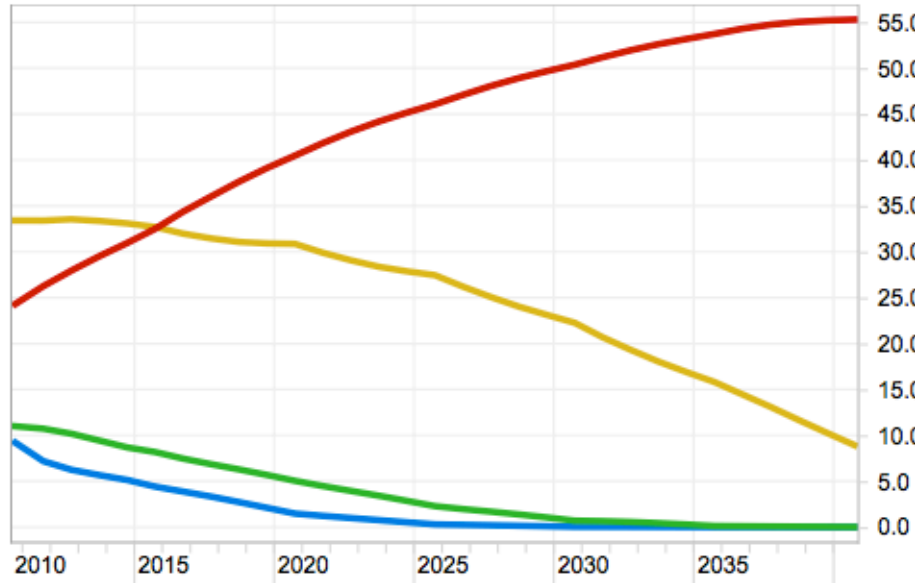
50 Densest County Veterans Populations (Per Capita)



Demographic Change

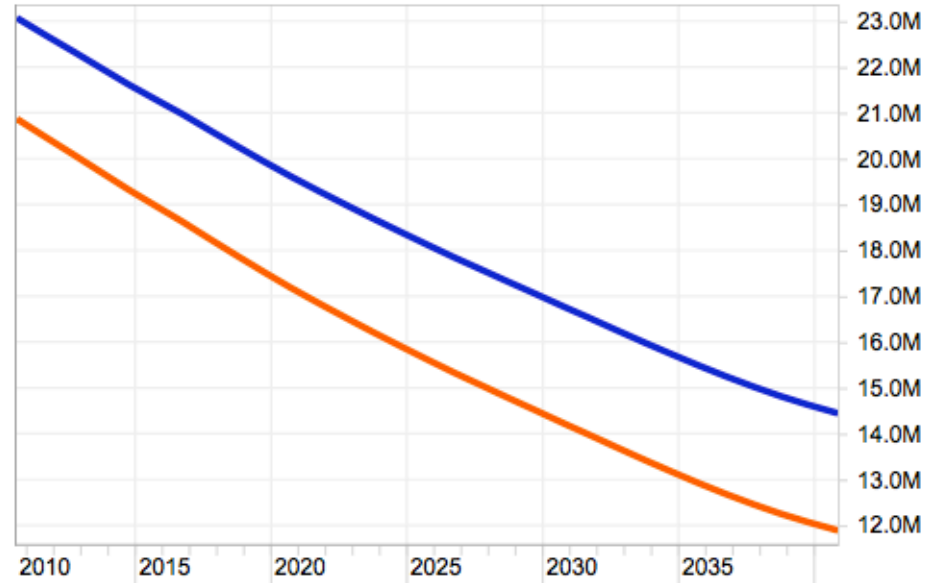
Projected Percent of Total Vet Pop by POS

— WWII Era — Korean Conflict — Vietnam Era — Gulf War Era



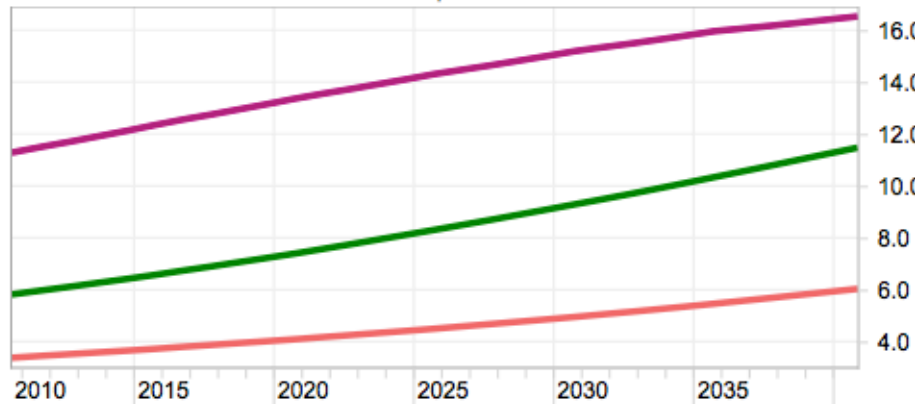
Projected Vet Pop by Gender

— Male — Total

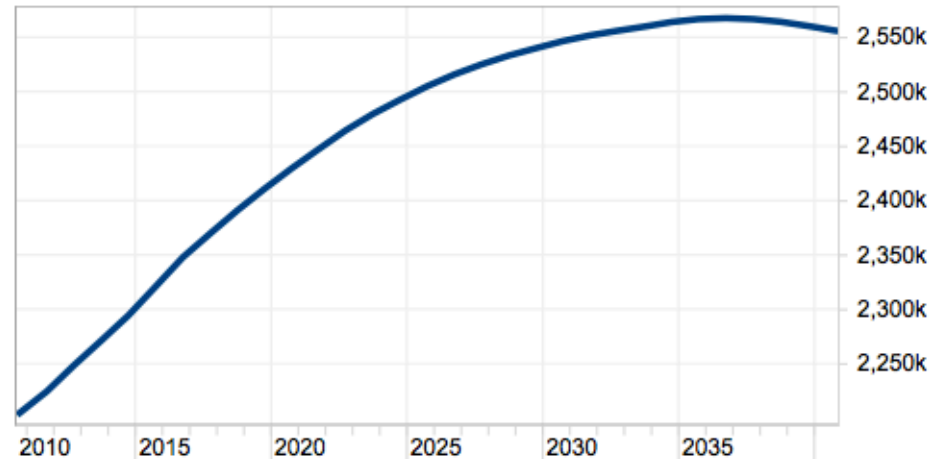


Projected Percent of Minority Vet Pop

— Black — Hispanic — Other Races



— Female

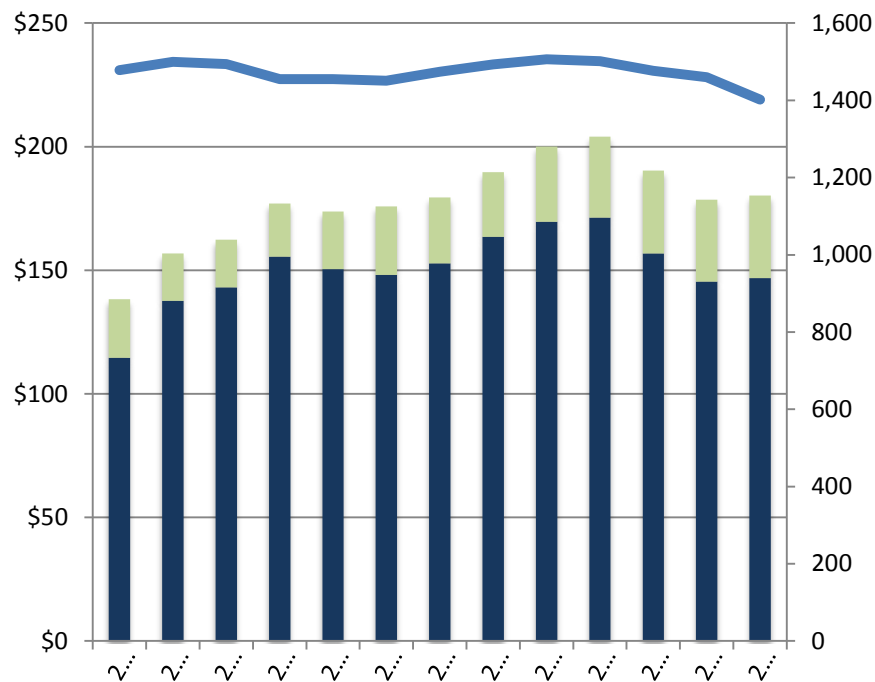




DoD

2.4m active/reserve troops
151,785 health personnel
550k TRICARE providers

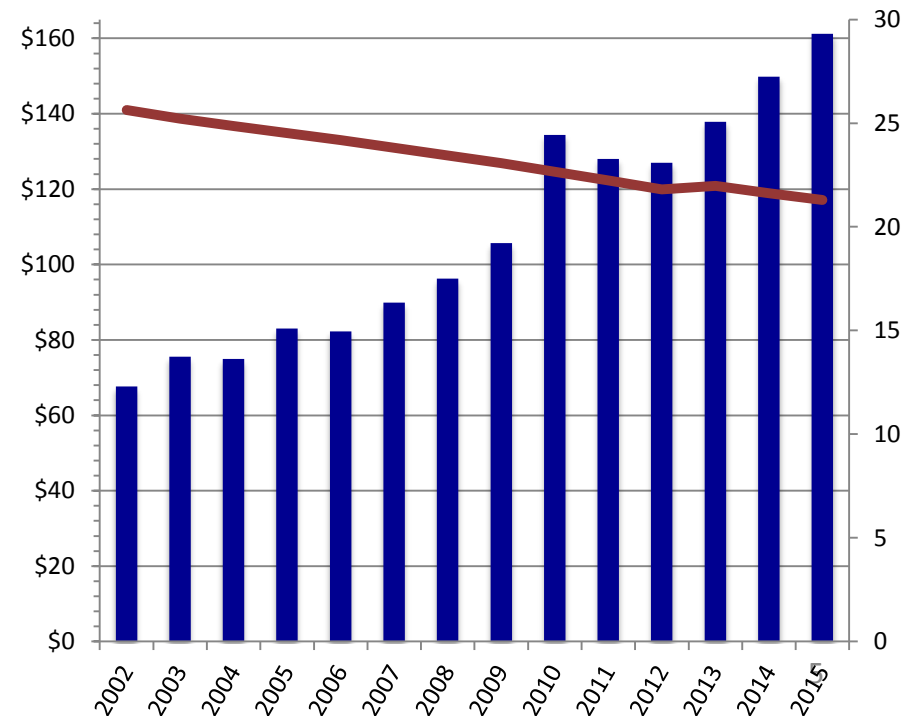
5,211 DoD sites worldwide
55 hospitals / 373 clinics
3,812 TRICARE hospitals



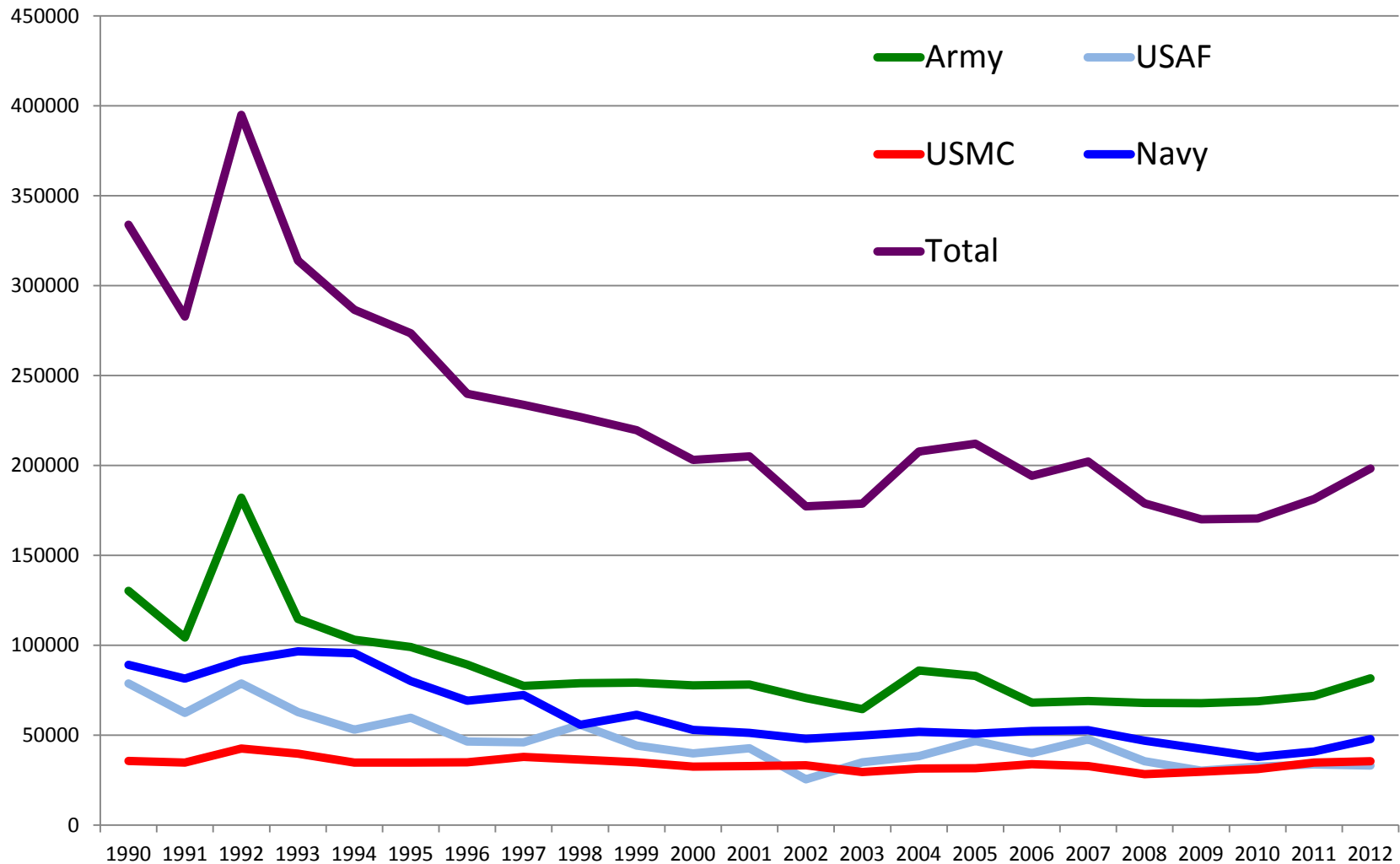
VA

21m veterans
342,158 VA employees
302k health / 21k benefits

1,893 total VA facilities
151 hospitals / 820 clinics
58 Benefits Offices



Historical Discharge Trends (1990-2012) By Branch of Service



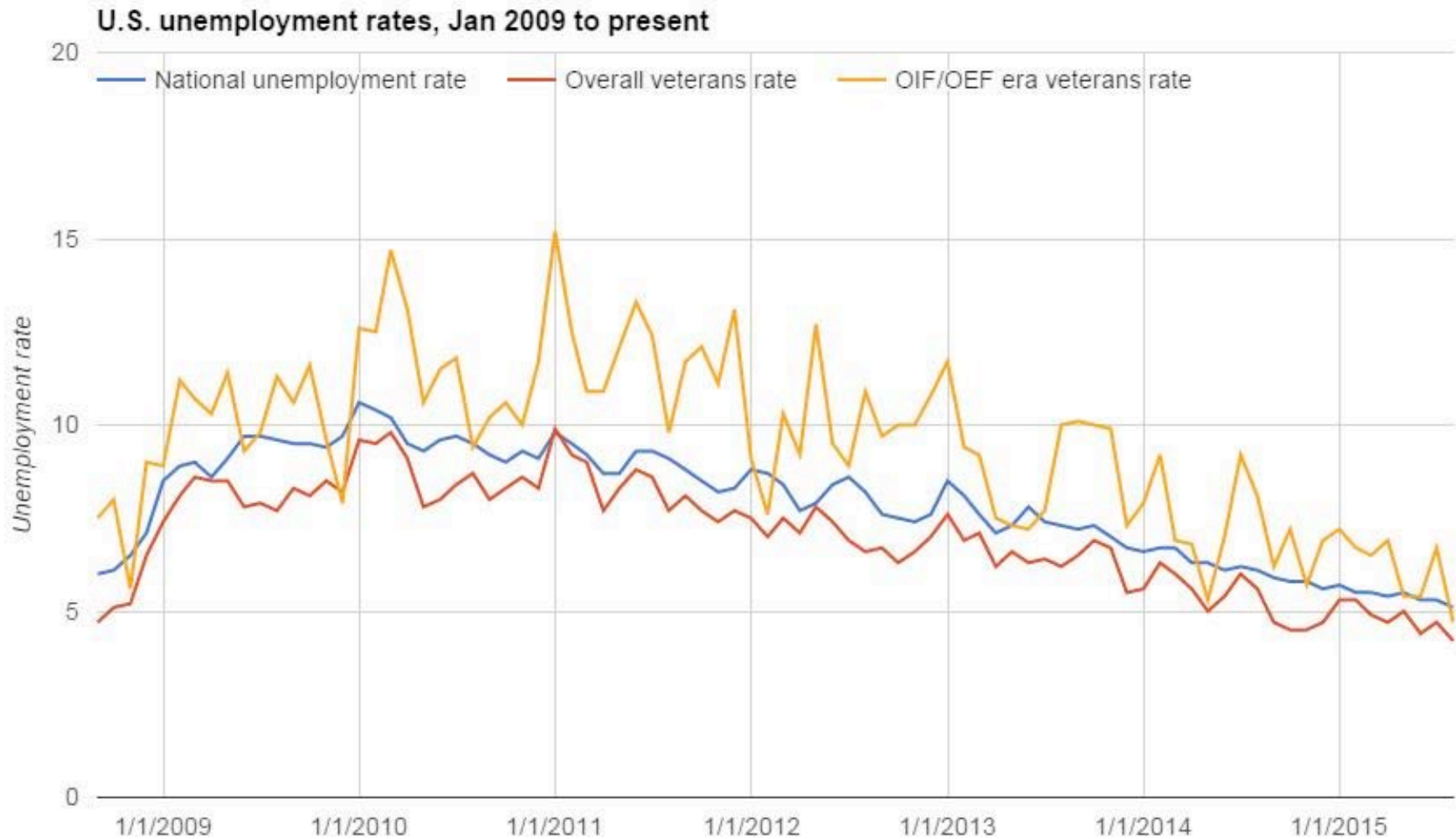
Military Turnover

FY 2013

	Active Recruits	Active Discharges	Active Retirees	Disability Retirees	Honorable Discharges	General / OTH / Dishon./U nknown
Army	69,154	76,081	19,459	8,084	62,093	13,988
Navy	40,112	40,209	7,925	659	27,284	12,925
Air Force	26,275	34,231	10,604	1,136	30,017	4,214
Marines	32,215	37,764	3,590	852	24,020	13,744
Totals:	167,756	188,285	41,578	10,731	143,414	44,871



Employment & Transition

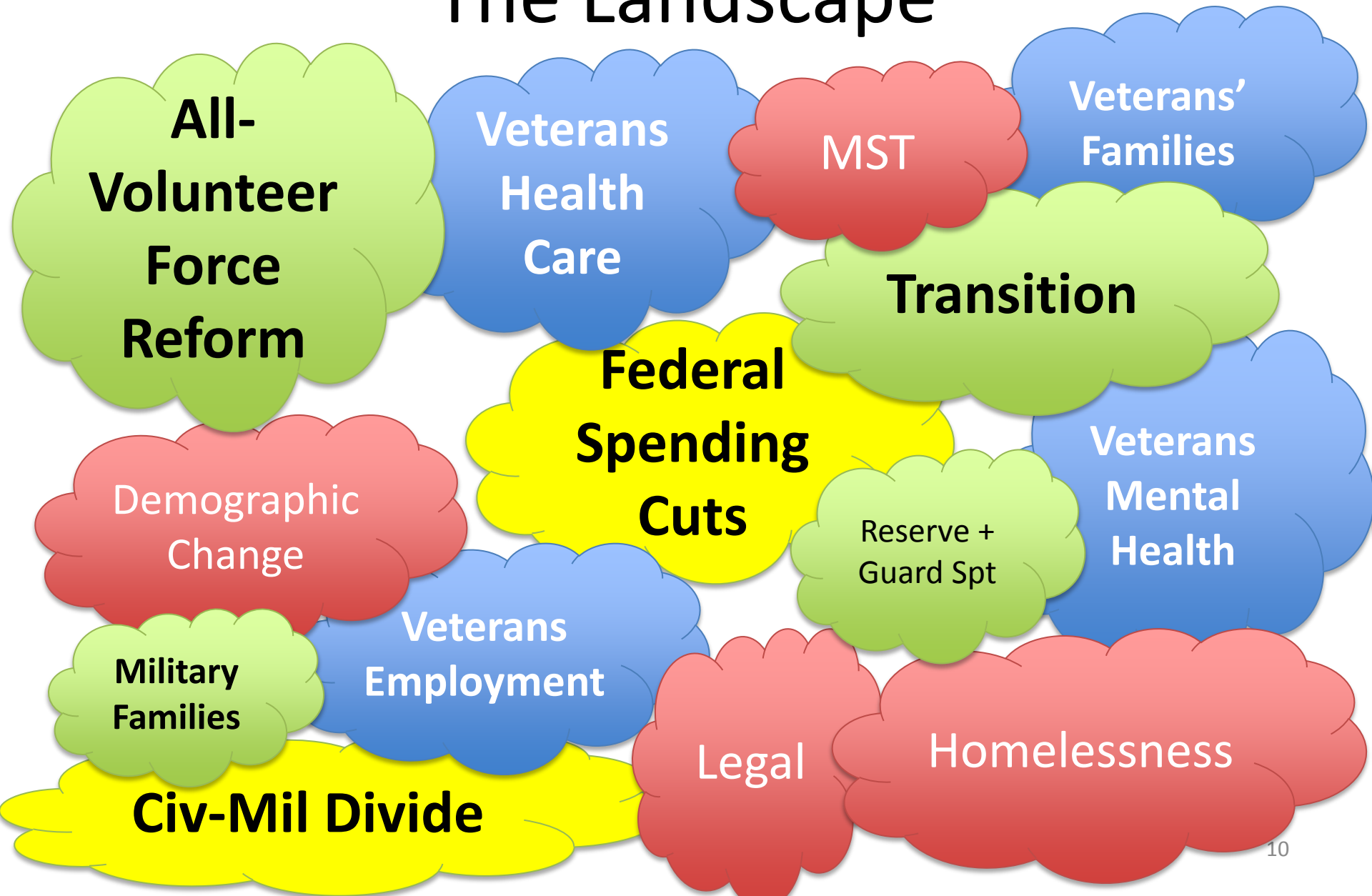


Ipsos/ScoutComms Poll (Aug 2015)

- What is your opinion of the job the U.S. government is doing to support U.S. military veterans?
 - 18% Favorable / Highly Favorable
 - 51% Unfavorable / Highly Unfavorable
- Do you think charities and non-profit organizations are doing enough to support veterans?
 - 23% Yes / 34% No
- Do you think corporations are doing enough to support veterans?
 - 13% Yes / 54% No
- Do you think that veterans are prepared to succeed in the civilian workforce by they leave the military?
 - 23% Yes / 48% No
- In what area do you think the U.S. government has the most room for improvement in its support for veterans?
 - Healthcare: 41%
 - Employment: 16%
 - Homelessness: 16%
 - Veteran Suicide: 9%
 - Education: 6%
 - Other: 13%

Notes: poll of 1,004 Americans conducted online by Ipsos in Aug. 2015; sample size resulted in a Bayesian credibility interval of plus or minus 3.5 percentage points.

The Landscape



Issue Landscape

Veterans & Military Community

Active/Reserve

- Leadership
- Deployment tempo
- Compensation and benefits
- AVF reform
 - Talent management
- Support during service
 - Family support
 - Reserve and Guard
- Transition

Military Families

- Deployment tempo / impact
- Quality of life issues
- Compensation and benefits
 - TRICARE
- Support during service
 - Moves
 - Children
- Spouse employment

Veterans

- Health care
 - Access
 - Quality
- Benefits
 - Disability
- Economic Opportunity
 - Small biz
 - GI Bill
- Crisis support
 - Homelessness
 - Legal

An Organized Issue Landscape

	Active and Reserve Service Members	Military and Veterans Families	Veterans
Crisis & Immediate Issues	<ul style="list-style-type: none"> • Deployment spt • Transition spt • Education • Compensation 	<ul style="list-style-type: none"> • Deployment spt • Caregiver spt • Transition spt • Economic security • Health care access 	<ul style="list-style-type: none"> • Health care • Employment • Homelessness • Legal
Operational & Governance Issues	<ul style="list-style-type: none"> • AVF reform • Comp reform • DoD-VA, pub-pvt interoperability 	<ul style="list-style-type: none"> • Comp and benefits reform • Gov't spt to veterans' families? 	<ul style="list-style-type: none"> • Access to health care and benefits • DoD-VA, pub-pvt interoperability • Benefits reform
Strategic & Societal Issues	<ul style="list-style-type: none"> • Civ-mil divide • Propensity decline • Social contract of military service • Sustainability 	<ul style="list-style-type: none"> • Civ-mil divide • Social contract • AVF reform • Sustainability 	<ul style="list-style-type: none"> • Demographic chg • (Re)defining the pledge / compact • How to define success / wellness

Discussion Questions

- What is the veteran transition experience?
- What role does federal gov't play?
- What role do states play? Local gov't?
- How well do employers understand the value proposition of veterans?
- Do credentialing programs aid in transition?
- How can transition leverage military skills, education, and training?
- How can IT / data improve veteran transition?



Center for a
New American
Security

Discussion

Phillip Carter
Senior Fellow
pcarter@cnas.org